



IMMIGRANTS IN OHIO



Ohio is home to over **528,000** immigrants, **4.5%** of all **11.7 million** people living in the state. ¹




The top metro areas in Ohio with immigrant populations are **Columbus (7.5%)**, **Cleveland (5.7%)**, **Cincinnati (5%)** and **Dayton (4.3%)**. ²

107,000
UNDOCUMENTED

immigrants live in Ohio

48% of undocumented immigrants in Ohio have been living in the U.S. for **10+ years**.

13% have been living in the U.S. for **20+ years**. ³



220,000
CHILDREN

in Ohio have at least one immigrant parent

186,000 of these children are U.S. citizens.

31,000 are non-citizens. ⁴

The top countries of origin for new immigrants to Ohio are India, Philippines, Mexico, China and Somalia. ⁵

Ohio is home to **9,000** enrolled or eligible Deferred Action for Childhood Arrivals (DACA) recipients. Without a legislative solution, all of these individuals are or may soon become susceptible to deportation. ⁶

Immigrants in Ohio Are Working and Studying

In academic year 2017-2018, **37,583** international students were studying in colleges and universities in Ohio. These international students contributed **\$1.2 billion** to the economy and supported **14,474 jobs**. ⁷

Immigrants in Ohio aged 16+ account for **5.1%** of the state's total workforce. ⁸

Immigrant-owned businesses in Ohio employed **124,536** workers in 2016. **26,258** of Ohio's immigrants are entrepreneurs. ⁹



Immigrant spending power in Ohio added up to **\$13.4 billion** in 2017. ¹⁰

Percentage of Immigrant Workers in Ohio Occupations ¹¹

28.4%

Physicians and
Surgeons

26.5%

Software
Developers,
Applications and
Systems Software

22.1%

Postsecondary
Teachers

19%


Computer
Programmers

As the Ohio economy grows, labor shortages are becoming a problem.


Examples of temporary workers in Ohio:



H-1B Specialty Workers: In 2016, there were **32,444 positions** certified for H-1B visas in areas such as computer systems analysts, software developer and computer programmers. ¹²



H2-A Temporary Agriculture Workers: In 2016 there were **1,297 positions** certified for H-2A visas in areas such as nursery and green house workers, and specific agricultural produce areas like cucumbers, tomatoes and peppers. ¹³



H-2B Seasonal Non-Agricultural Workers: In 2016, there were **2,812 positions** that were certified for H-2B workers in Ohio. The top occupations seeking these visas were landscaping and grounds keeping, amusement and recreation attendants, and construction. ¹⁴

Immigrants in Ohio Are Paying Taxes

Immigrant households in
Ohio paid

**\$5
BILLION**

in state, local and federal taxes in
2017 ¹⁵

Undocumented immigrants in
Ohio paid

**\$83.2
MILLION**

in state and local taxes in 2017 ¹⁶

Ohio Leaders are Welcoming Immigrants

In 2018, Gov. John Kasich created the Office of Opportunities for New Americans and the New Americans Advisory Committee to help both current and new immigrants better integrate into their communities. ¹⁷

A number of cities and counties in Ohio have passed resolutions to become welcoming and immigrant friendly communities. Among these cities are Akron, Cincinnati, Columbus, Dayton, and Toledo, as well as Summit and Lucas Counties. ¹⁸

